



**BTD70BK**

Dimensions (mm)	External	Internal
Height	2000	
Width	685	
Depth	660	
Capacity (ltr)		
Gross		240
Net		190



**BTD100BK**

Dimensions (mm)	External	Internal
Height	2000	
Width	1000	
Depth	660	
Capacity (ltr)		
Gross		360
Net		290



**BTD130BK**

Dimensions (mm)	External	Internal
Height	2000	
Width	1310	
Depth	660	
Capacity (ltr)		
Gross		470
Net		375



**BTD150BK**

Dimensions (mm)	External	Internal
Height	2000	
Width	1500	
Depth	660	
Capacity (ltr)		
Gross		540
Net		430



**BTD200BK**

Dimensions (mm)	External	Internal
Height	2000	
Width	1935	
Depth	660	
Capacity (ltr)		
Gross		720
Net		575

## Features

- Black laminated exterior & interior
- 4 heavy duty adjustable shelves (300mm deep) with pricing strips
- Condenser over temperature audible alarm
- Adjustable feet
- Night bind fitted as standard
- Internal illumination - LED lighting to each shelf
- Tempered glass side panels
- Clear acrylic shelf edge risers

## Additional Extras

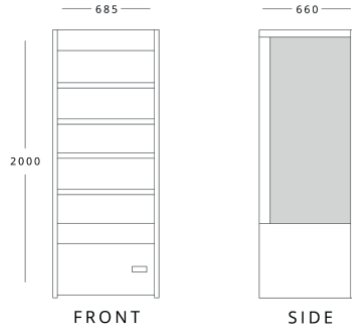
- B9-SHELF70B - Shelf for BTD70BK (inc brackets)
- B9-SHELF100B - Shelf for BTD100BK (inc brackets)
- B9-SHELF130B - Shelf for BTD130BK (inc brackets)
- B9-SHELF150B - Shelf for BTD150BK (inc brackets)
- B9-SHELF200B - Shelf for BTD200BK (inc brackets)



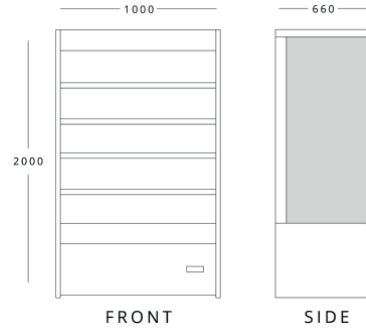
## Technical Specification

	BTD70BK	BTD100BK	BTD130BK	BTD150BK	BTD200BK
Temperature Range	+2°C ~ +10°C	+2°C ~ +10°C	+2°C ~ +10°C	+2°C ~ +10°C	+2°C ~ +10°C
Climate Class	3	3	3	3	3
Power Supply	2x 13amp	2x 13amp	2x 13amp	2x 13amp	2x 13amp
Cooling	Ventilated	Ventilated	Ventilated	Ventilated	Ventilated
Defrost	Automatic	Automatic	Automatic	Automatic	Automatic
Noise Level	65db	65db	65db	65db	65db
Refrigerant	R290	R290	R290	R290	R290
Energy Efficiency Class	F	F	F	F	G
Energy Consumption (kw/24hrs)	11.04	12.96	21.95	23.40	25.18
Power Usage (w)	1104	1296	2195	2340	2518
Weight (kg)	187	225	272	310	370

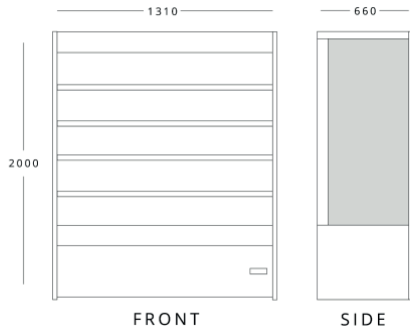
### BTD70BK



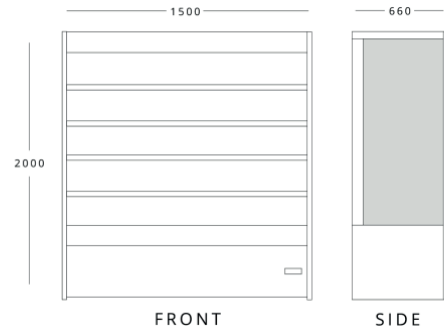
### BTD100BK



### BTD130BK



### BTD150BK



### BTD200BK

